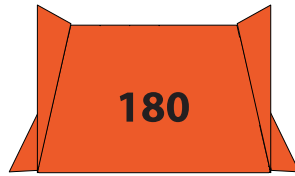
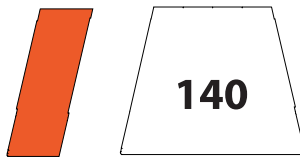



# 180 EXTENSION

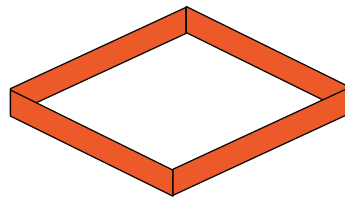
**+40cm  
SLICE  
170/200**



**180  
Rear Panel  
170/200**



**180  
PVC Ground**



**180 Extender**

